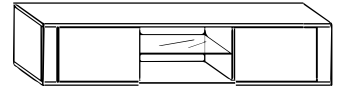




- 140 + 30 - 36



x 6



(a)

x 8



(b)

x 12



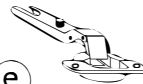
(c)

x 12



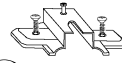
(d)

x 4



(e)

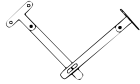
x 4



(f)



x 2



(g)

x 4



(h)

x 2



(i)

x 2



(j)

x 12
(3x13)



(k)

x 16
(3,5x16)



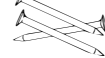
(l)

x 8



(m)

x 50



(n)

x 1



(o)

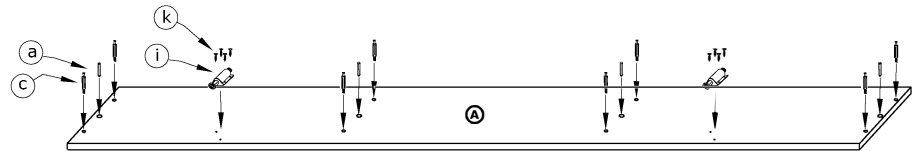
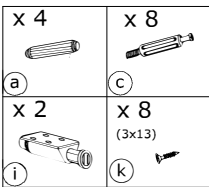


① - FAZY MONTAŻU

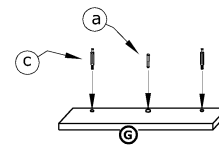
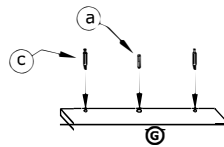
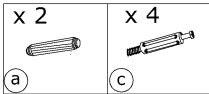
Ⓐ - OZNACZENIE ELEMENTÓW

ⓐ - OZNACZENIE AKCESORIÓW

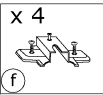
①



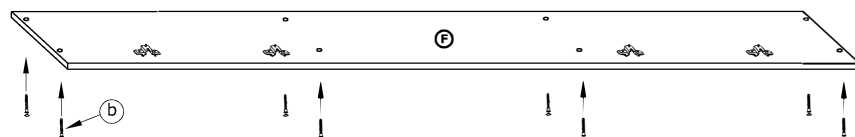
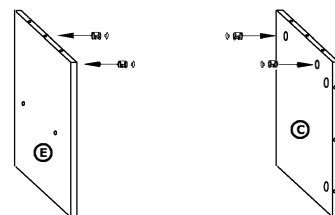
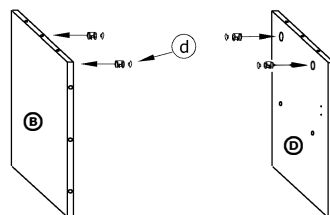

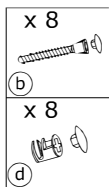
②



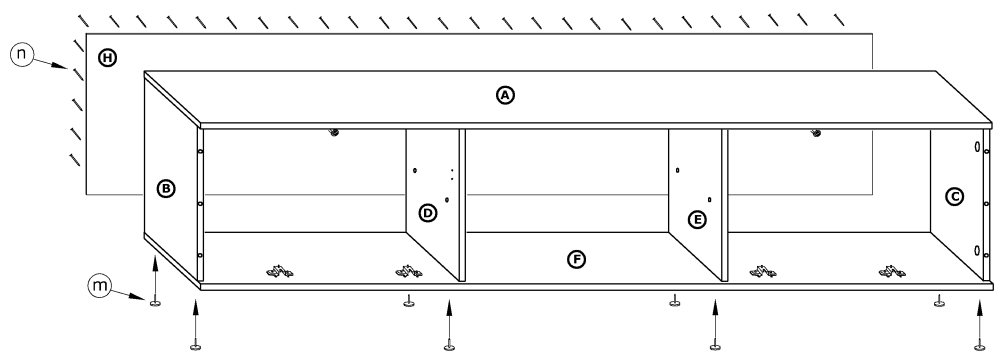
③



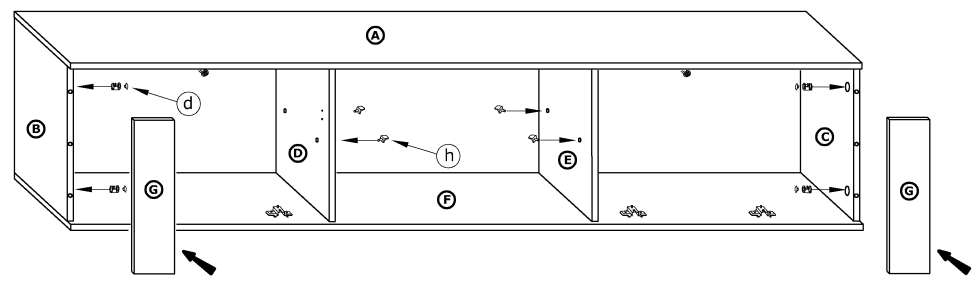
④



- 5**
- x 50
 - x 8



- 6**
- x 4
 - x 4



- 7**
- x 4
 - x 2
 - x 2
 - x 4 (3x13)
 - x 16 (3,5x16)

