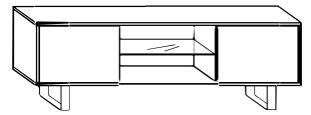




→ 160 ↑ 53 ↘ 36



x 4



(a)

x 8



(b)

x 8



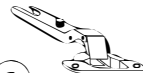
(c)

x 8



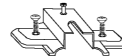
(d)

x 4



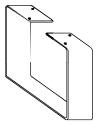
(e)

x 4



(f)

x 2



(g)

x 4




(h)

x 2



(i)



40 min



x 2



(j)

x 12
(3x13)



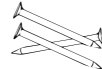
(k)

x 16
(3,5x16)



(l)

x 60



(m)

x 1



(n)



① - FAZY MONTAŻU

Ⓐ - OZNACZENIE ELEMENTÓW

ⓐ - OZNACZENIE AKCESORIÓW

①

x 4

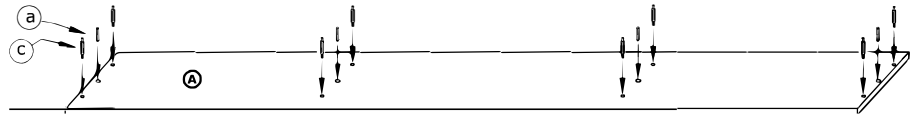


(a)

x 8

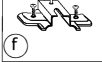


(c)

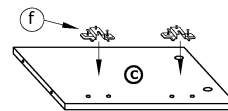
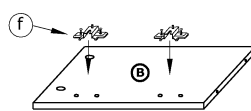


②

x 4



(f)



③

x 2

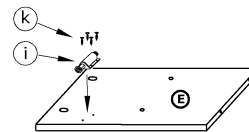
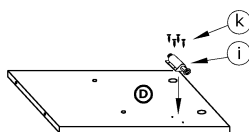


(i)

x 8
(3x13)



(k)


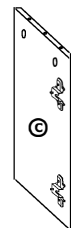
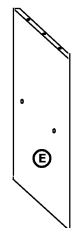
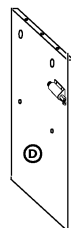



④

x 8

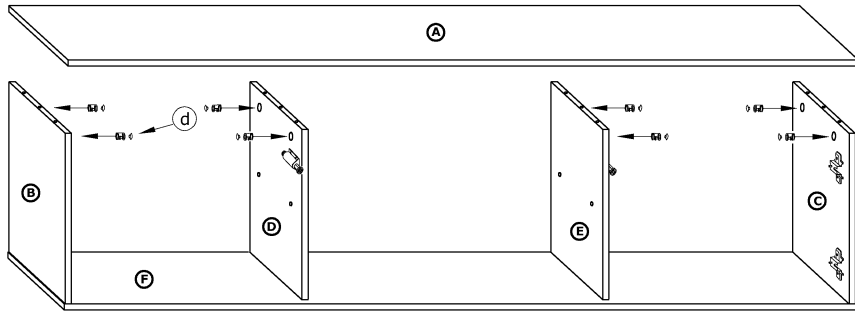


(b)



5

x 8



6

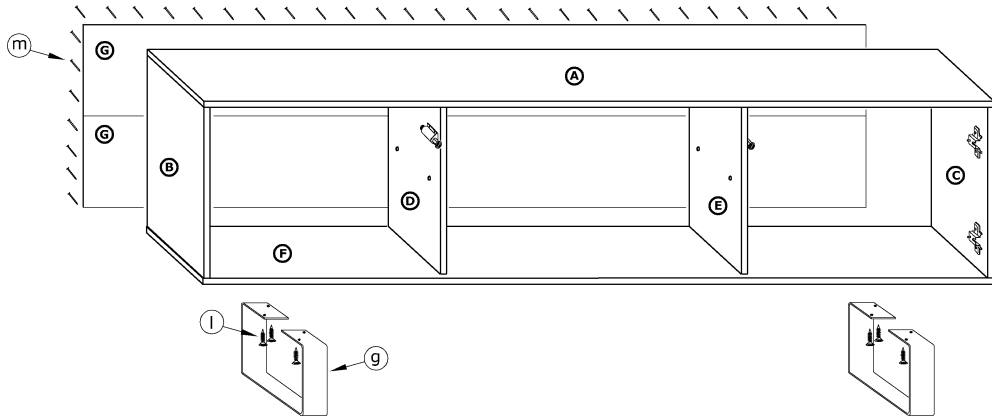
x 2



x 8
(3,5x16)



x 60



7

x 4



x 4



x 2



x 4
(3x13)



x 8
(3,5x16)

